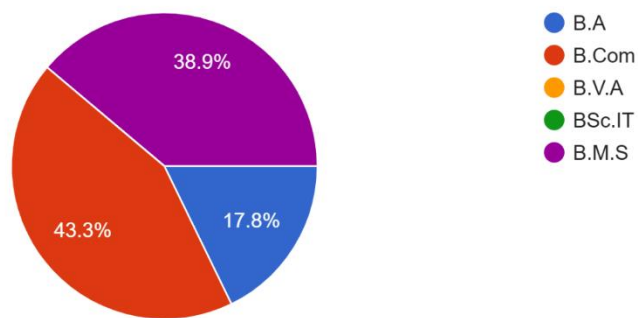


## STUDENTS FEEDBACK FORM ANALYSIS

### Course

90 responses

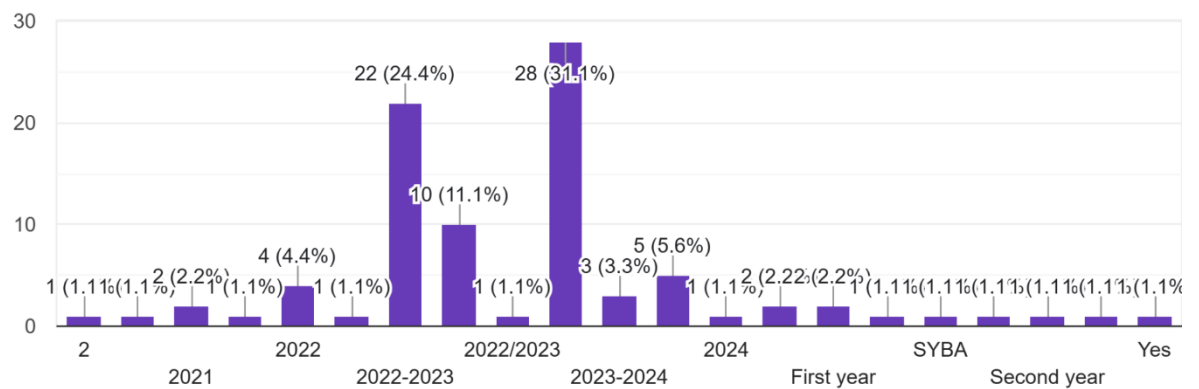


We collected responses from our STUDENTS. Out of all responses collected, 43.3% are B.Com students, 17.8% are B.A. students and 38.9% are BMS students.

1.

### Academic Year

90 responses

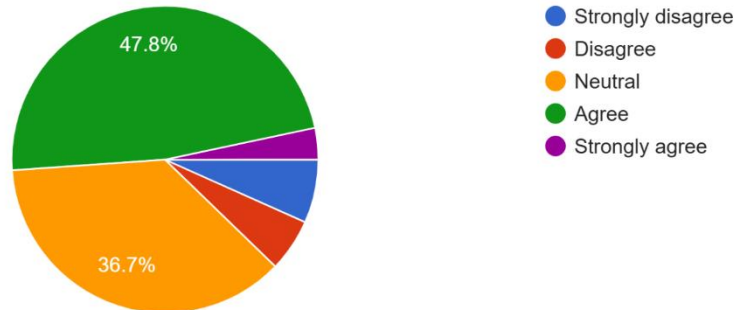


Majority of the students are alumni of the year 2022-23 and 2023-24 as per the trends observed in the above histogram.

2.

1) The office staff in the college is cooperative and helpful?

90 responses

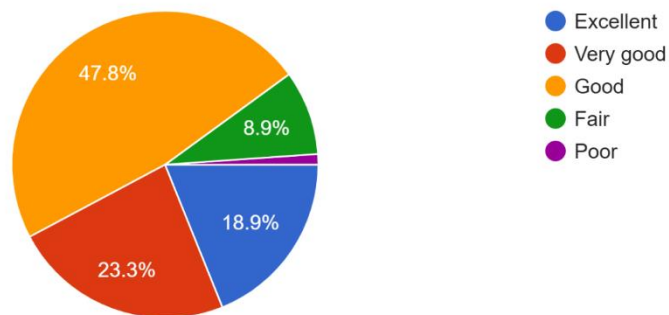


When asked about the helpfulness of the office staff, the majority of students agreed that they are helpful (47.8%). 36.7% maintained a neutral stance. 6.7% of students strongly disagreed. 5.6% of students disagreed. 3.3% of students agreed.

4.

2) How will you rate the University library facility available for the students?

90 responses

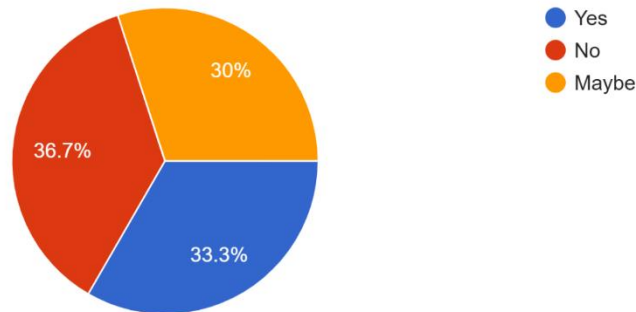


The 47.8% alumni rated library facilities as good. 18.9% of students rated it as excellent, while 23.3% rated it as very good. A small majority of 8.9% and 1.1% rated our library facility as average and poor respectively.

5.

3) Separate common room is available for students?

90 responses

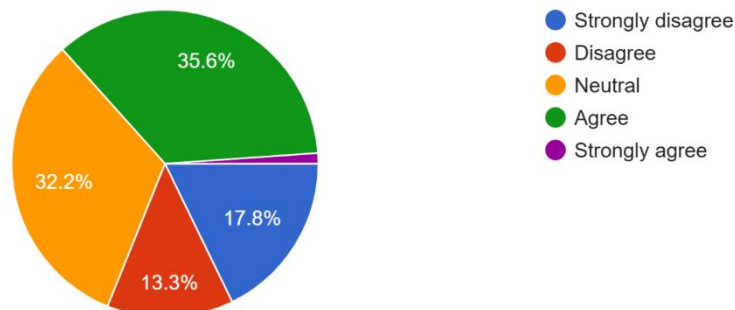


36.7% alumni have said the common room is not available for students. 30% are unsure about the availability of a common room. 33.3% have said there is a common room for students.

6.

4) Toilets/washrooms are clean and properly maintained

90 responses

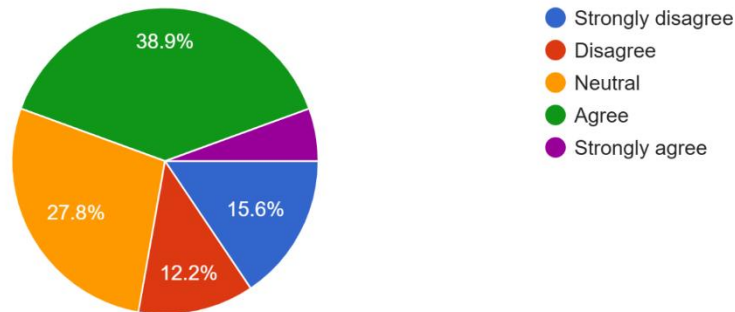


17.8% alumni felt that the washrooms are not cleaned and properly maintained. 13.3% alumni said they disagree with washrooms being cleaned and properly maintained. 32.2% alumni remained neutral on the subject. 35.6% agree that washrooms are cleaned and well maintained.

7.

5) The classrooms are clean and well maintained

90 responses

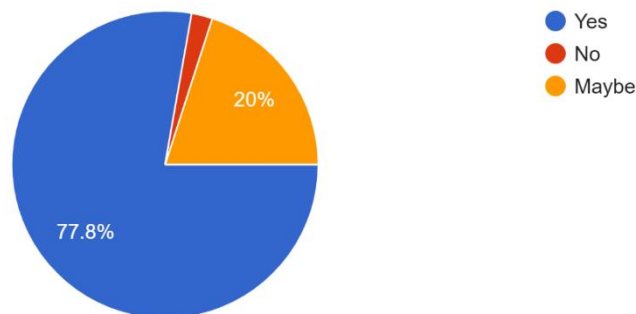


15.6% alumni felt that the classrooms are not cleaned and properly maintained. 27.8% alumni said they disagree with classrooms being cleaned and properly maintained. 27.8% alumni remained neutral on the subject. 38.9% agree that washrooms are cleaned and well maintained. While 5.6% strongly disagree that the classrooms are cleaned and well maintained.

8.

6) Clean drinking water is available in the college campus?

90 responses

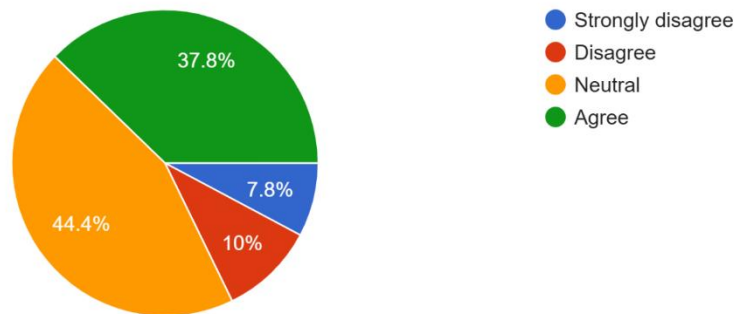


A vast majority of 77.8% students said that there is clean drinking water available on college campus. 20% of students reported to be unsure of the availability of clean drinking water on campus. 2.2% students said that clean drinking water is not available on campus.

9.

7) Our grievances are redressed / problems are solved well in time

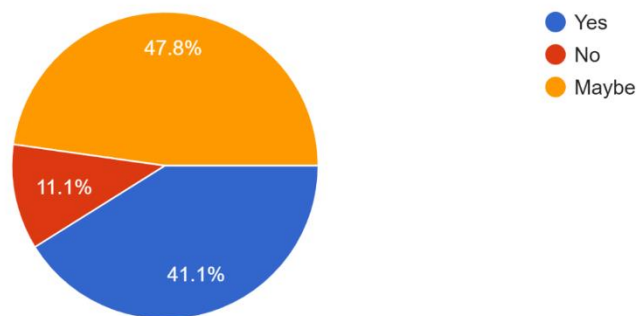
90 responses



10.

8) The functioning of the placement cell in the college is satisfactory

90 responses

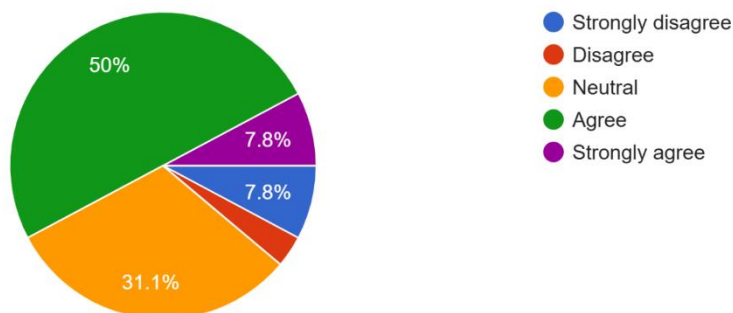


47.8% students reported to be unsure about the functioning of the placement cell in the college. 41.1% reported the functioning of the placement cell to be satisfactory. 11.1% reported to have had an unsatisfactory experience with the placement cell.

11.

9) Continuous efforts are taken by the college to improve the quality of teaching and learning

90 responses

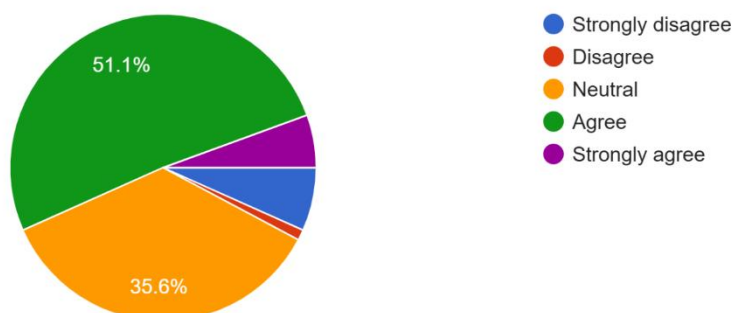


50% students have agreed that there are continuous efforts taken by the college to improve the quality of teaching learning. 31.1% remain neutral on the subject. 7.8% of students have given a dichotomous response stating they strongly disagree and strongly agree about the continuous efforts taken by the college to improve the quality of teaching and learning.

12.

10) The college takes interest in strengthening its ties with industries, professional bodies etc

90 responses

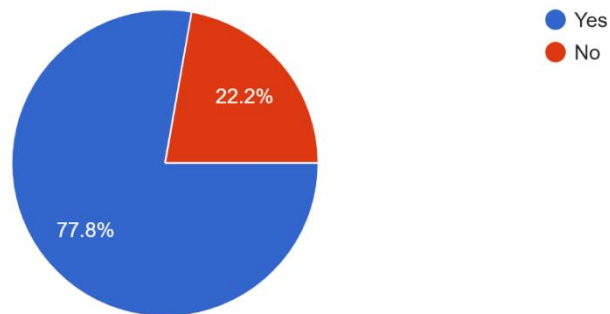


51.1% students agree that the college takes interest in strengthening its ties with industries, professional bodies, etc. 35.6% students remain neutral on the subject. 1.1% of students disagree with college efforts. 6.7% of the students strongly disagree. While 5.6% of students strongly agree.

13.

11) The mentoring process of the college helped me to identify my strengths and face challenges.

90 responses

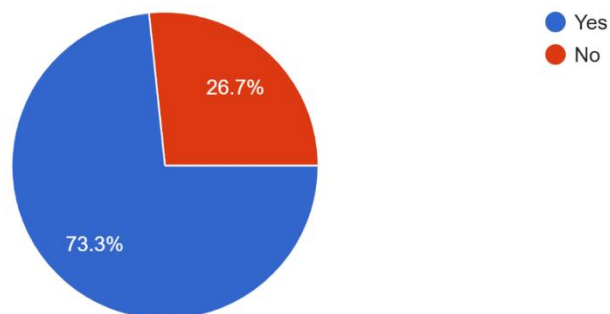


A whooping 77.8% students said that the mentoring process of the college helped them identify their strengths and face challenges, while the remaining 22.2% did not feel they received necessary mentoring.

14.

12) The entire syllabus is completed in time:

90 responses

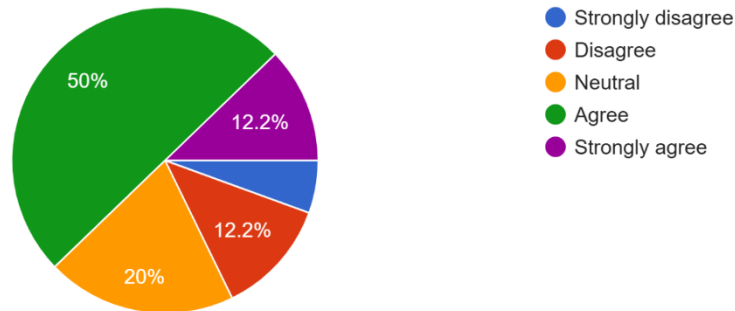


A vast majority of 73.3% students said that the portion was completed on time. The remaining 26.7% students said the portion was not completed on time.

15.

13) Modern teaching aids, PowerPoint presentations, web-resources, multi-media, e-content, etc. are used by most of the teachers while teaching

90 responses

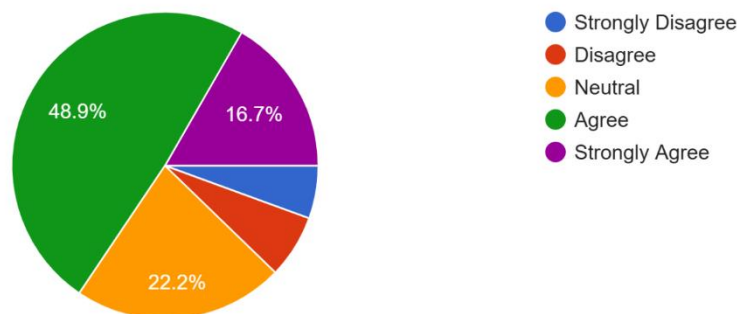


50% students agree that teachers used available ICT tools for teaching their subject. 20% remain neutral on the subject. 12.2% strongly agree and disagree with the teacher's use of ICT tools for teaching. 5.6% of students reported that the teachers didn't make use of any ICT tools for teaching.

16.

14) The teachers guide the students for overall personality development of the students

90 responses



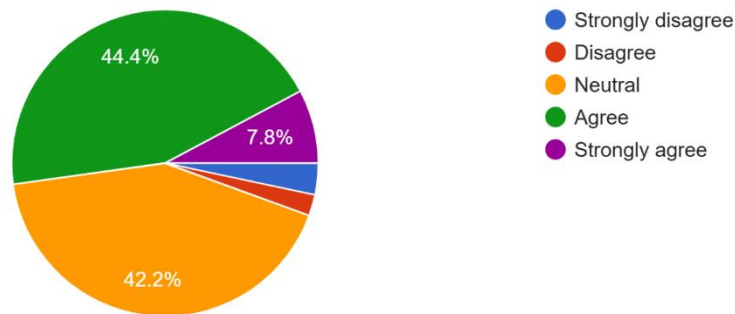
48.9% of the students felt that they received guidance from their teachers for their overall personality development. 22.2% of students remain neutral on the subject. 16.7% strongly agree with the teacher's involvement in the personality development of the student. 5.6% strongly disagree and disagree respectively regarding any involvement of the teachers in their personality development.

17.



15) The assessment and evaluation process is fair and unbiased

90 responses

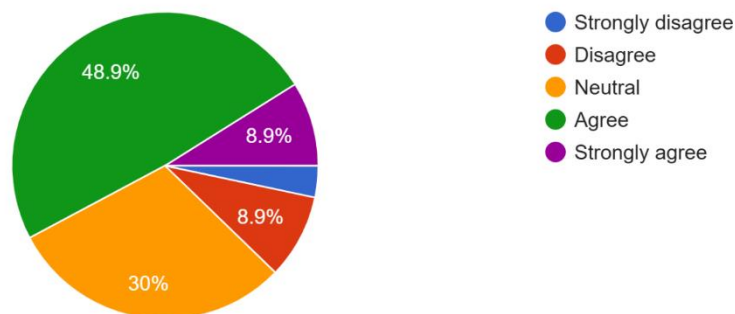


44.4% said the assessment and evaluation were fair and unbiased. 42.2% remain neutral on the subject. 7.8% strongly disagree. While, 2.2 % disagree and 3.3 % strongly disagree with evaluation procedures being fair and unbiased.

18.

16) The teachers take efforts to enhance employability skills in the students

90 responses

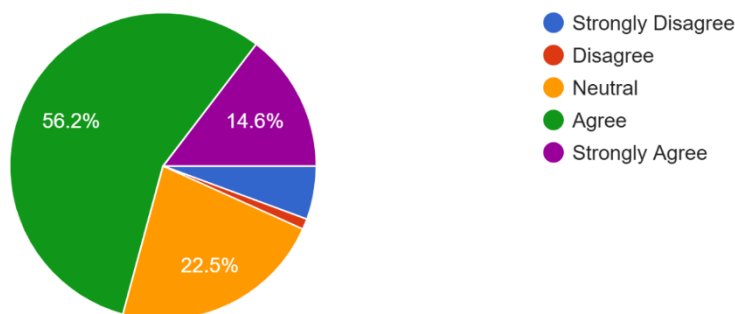


48.9% students reported that their teachers took efforts to increase their employability skills. 30% student remain neutral on the subject. 8.9% students strongly agree and they also disagree on the subject respectively. 3.3% students strongly feel their teachers did not take efforts to enhance their employability skills.

19.

17) The teachers encourage the students to participate in extra-curricular, co-curricular activities, and research projects.

89 responses

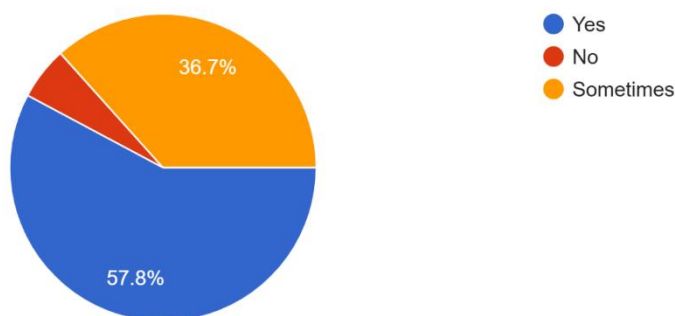


A vast majority of 56.2% students reported that their teachers encouraged them to partake in extra and co curricular activities and/or research projects. 22.5% of the students remain neutral on the subject. 14.6% strongly agree that their teachers encouraged them to partake in extra and co curricular activities and/or research projects. 1.1% students disagree.

20.

18) The teachers encourage the students to use reference books, e-resources, e-journals, etc

90 responses

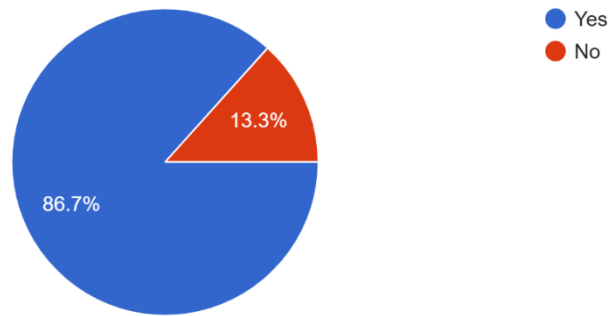


57.8% students reported that teachers encourage the students to use reference books, e-resources, e-journals, etc. 36.7% students said the teachers sometimes encourage the students to use reference books, e-resources, e-journals. While the remaining 5.6 % said their teachers did not encourage the students to use reference books, e-resources, e-journals, etc.

21.

19) The teachers take an active interest in arranging field visits, study tours, etc. for enhancing learning

90 responses

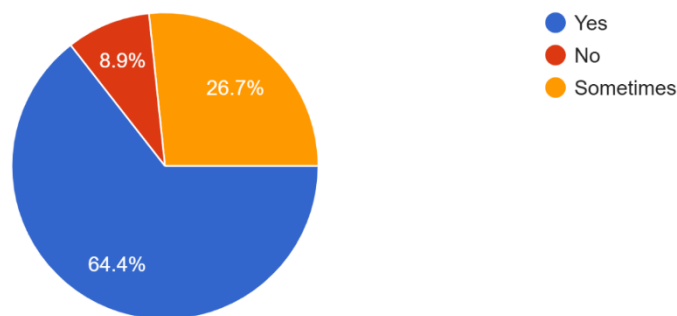


A vast majority of 86.7% students said that the teachers take an active interest in arranging field visits, study tours, etc. for enhancing learning. 13.3% students said that the teachers take an active interest in arranging field visits, study tours, etc. for enhancing learning.

22.

20) The teachers keep the students updated about the latest developments in the subject/area of knowledge

90 responses



A whooping 64.4% said that teachers keep the students updated about the latest developments in the subject/area of knowledge. 26.7% said that teachers sometimes keep the students updated about the latest developments in the subject/area of knowledge.

While 8.9% students said teachers did not keep the students updated about the latest developments in the subject/area of knowledge

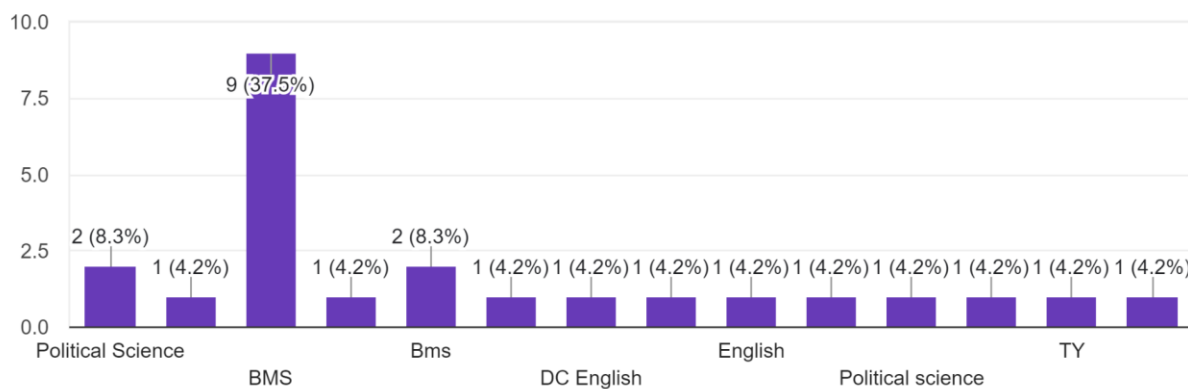
### Parent Feedback form Analysis

This is a response analysis for the parent feedback form. Total number of responses received on this form are 24. This form has gathered contact information as well as feedback on topics ranging from admission procedure, lab facilities to counseling services available on campus.

1.

#### 4) Name of the department

24 responses

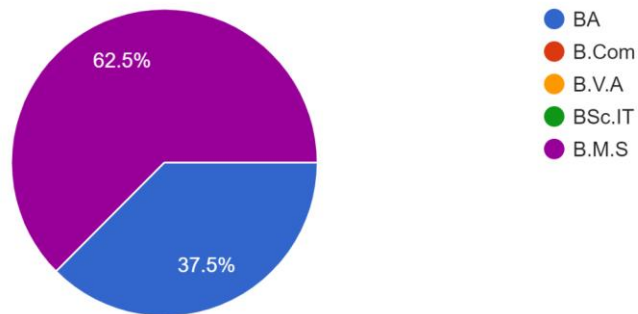


As seen in the histogram above, parents of students from various departments have responded to the form. The majority of response has been gathered from the parents of BMS students.

2.

### 5) Course of the Student

24 responses

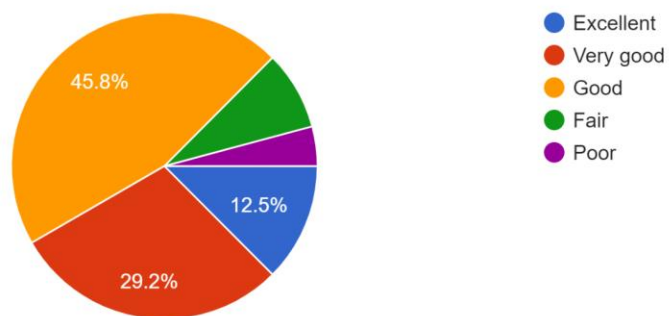


The pupils of these parents can be broadly divided in two courses, with BA garnering 37.5% of the responses, while BMS leads with 62.5% of the responses.

3.

### 6) Admission Procedure:

24 responses

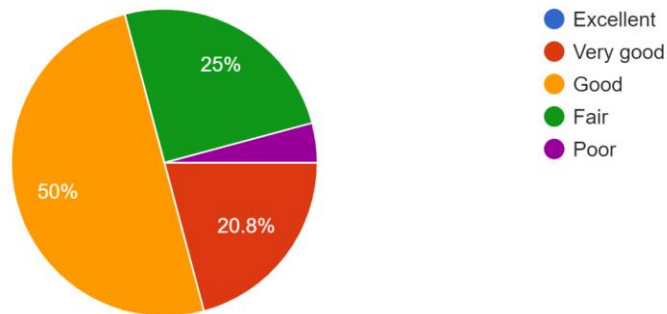


45% of parents have rated the admission procedure as “good”, while 12.5% have called it excellent and 29.2% have said that the admission procedure is very good.

4.

### 7) Infrastructure and Lab Facility:

24 responses

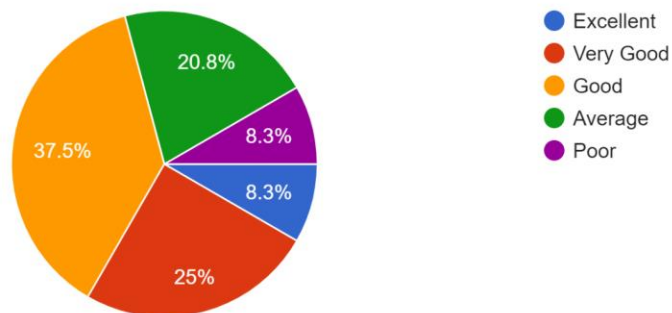


When it comes to the infrastructure and various lab facilities that our college provides, 50% parents have said the facilities are good, 20.8% have said they are very good, 25% have said they are fair and 4.2% have said they are poor.

5.

### 8) Work Culture observed by you and your ward:

24 responses

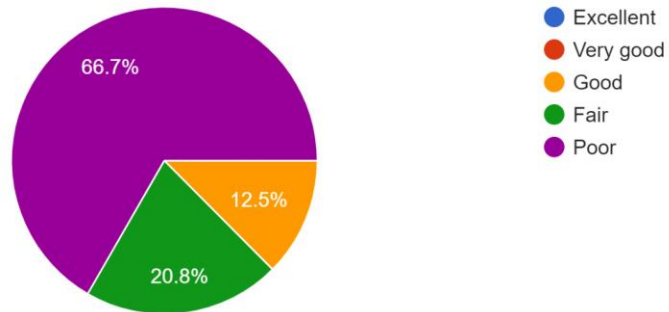


This question tries to understand the perceived work culture through the parent's and student's point of view. 8.3% parents perceived the work culture as excellent, Another 8.3% perceived it as poor. 37.5% of parents saw our institute as a good work environment and culture. 20.8% called it an average work culture and 25% saw it as a very good work culture.

6.

### 9) Canteen Facility:

24 responses

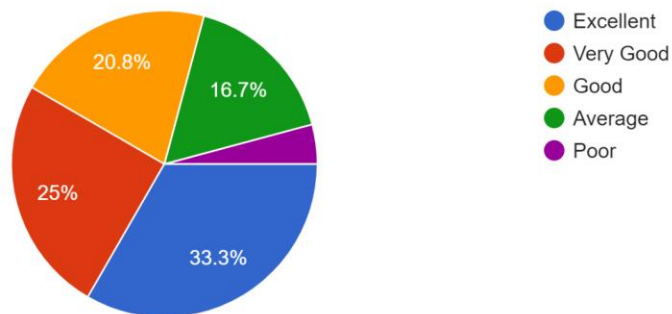


Canteen facility has been rated poorly in this survey with 66.7% in the majority. 12.5% parents have rated canteen facilities as good and 20.8% said it was fair.

7.

### 10) Library:

24 responses

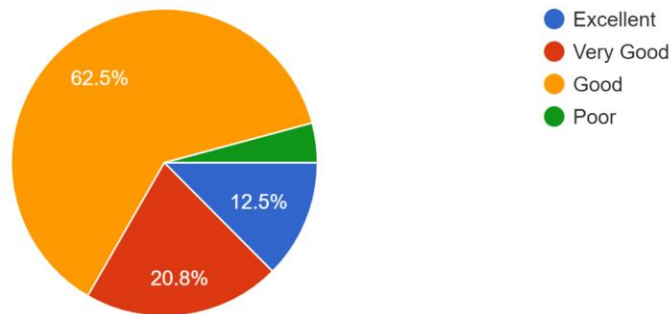


We have received a varied response wherein, 33.3% parents have observed that we have an excellent library. 25% of parents have reported that we have a very good library, 20.8% have reported we have a good library. 16.7% of parents have reported we have an average library. 4.2% of parents have reported that we have a poor library facility.

8.

11) Other facilities provided by the college:

24 responses

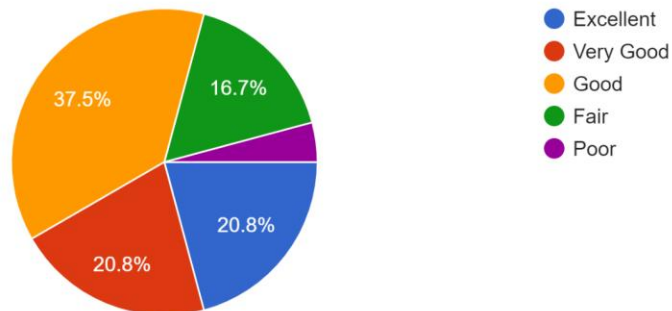


A whopping 62.5% majority of parents have reported that the college has good facilities. 12.5% have reported that college has excellent facilities. 20.8% parents have reported that we have very good facilities. 4.2 % parents have reported that we have poor facilities.

9.

12) Sports and Cultural activities:

24 responses



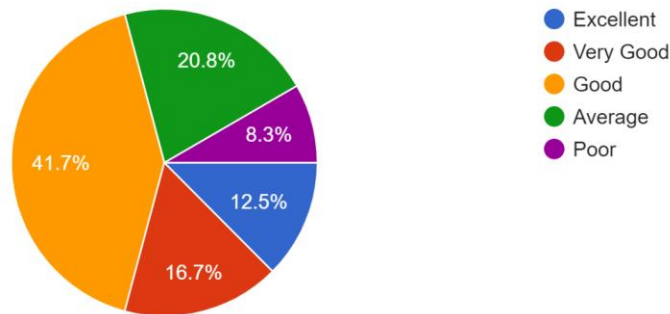
37.5% of parents have rated the sports and cultural activities as good. 20.8% have rated these activities as very good and excellent respectively. While a small majority have reported the activities as fair and poor, suggesting some room for improvement.

10.



### 13) Students Counselling activities:

24 responses

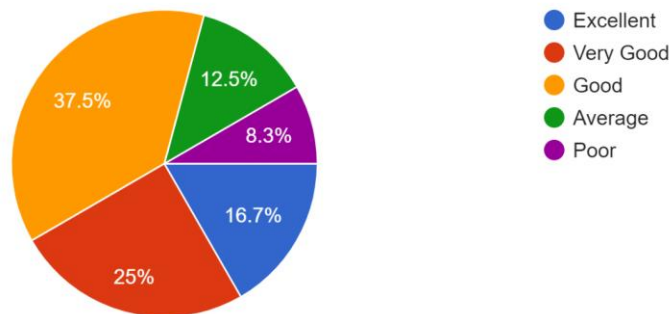


It is observed that 41.7% of parents have rated the counseling facilities as good. 12.5% have rated the college counseling services as poor. 20.8% have rated the counseling process as average. 16.7% of parents have reported the counseling services to be very good. While 8.3% have stated the counseling activities are poor.

11.

### 15) Use of Information and Communication Technology in the College:

24 responses

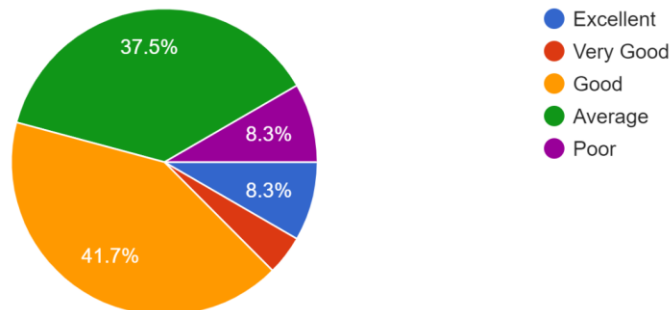


ICT tools are used for various purposes such as teaching, conducting co curricular and extra curricular activities in the college. 16.7% of parents reported excellent use of these tools. 25% parents said they felt the use of ICT tools was very good. 37.5% of parents reported good use of ICT tools. 12.5 % of parents said the use of ICT in college was average, while, 8.3% said it was poor.

12.

16) Academic Discipline (i.e. Timely Conduct of Lectures, Practicals and Related activities observed by the college)

24 responses

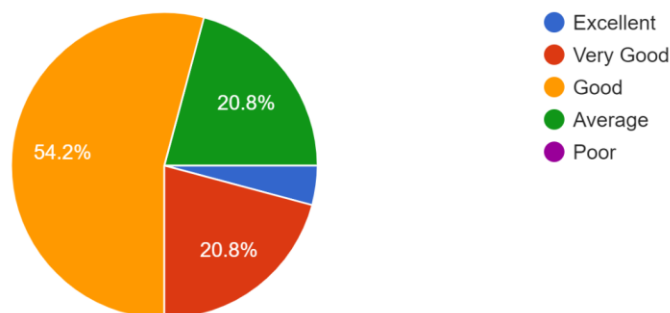


8.3% of parents have reported that the timely conduction of lectures, practicals and related activities was excellent in nature. 4.2% of parents have said it was very good. A majority, 41.7% of parents have said it was good. 37.5% of parents reported it as average. Lastly, 8.3% reported it as poor.

13.

17) Improvement in Soft Skills, Knowledge, Ethics, Morality, observed by you in your ward while studying in college:

24 responses

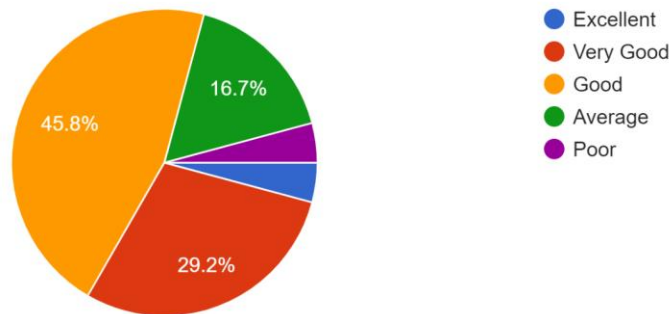


This response set understands the perceived overall personality development in the ward as observed by the parent. 4.2 % reported the development to be excellent. 54.2% reported it to be good. 20.8% reported to be average and very good respectively.

14.

18) Examination system adopted by the college:

24 responses

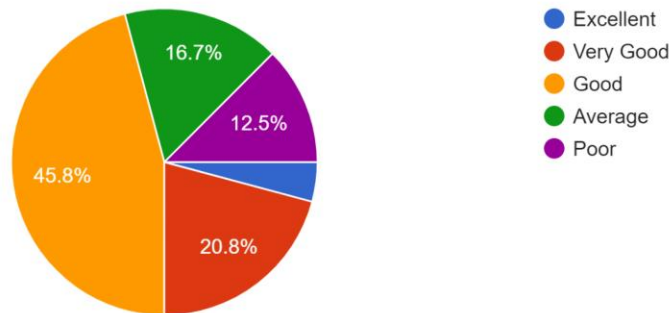


4.2% parents have dichotomously reported that the examination system adopted by the college is excellent and poor respectively. 29.2% have said the examination system is very good. 45.8% have said the system is good. 16.7% have said the system is average.

15.

19) Evaluation and Feedback Mechanism:

24 responses

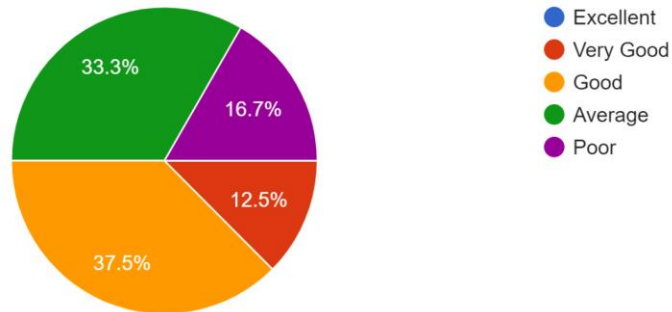


A vast majority of 45.8% parents feel that the college has a good evaluation and feedback mechanism. 20.8% of parents reported that the mechanism is very good. 16.7% called it average. 12.5% of parents have reported it to be poor suggesting a room for improvement.

16.

## 20) Placements

24 responses



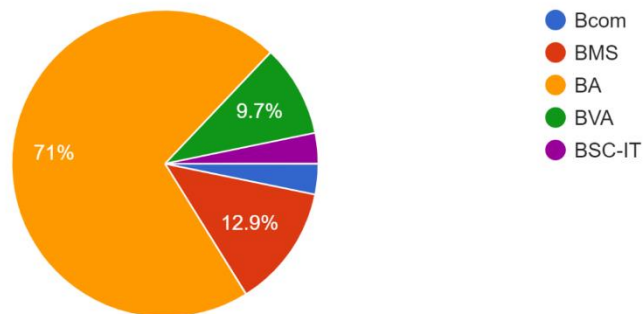
12.5% of parents have reported that the placement services that college offers are very good. 37.5% have called it good. 33.3% have reported that the placement service is average. While 16.7% have reported dissatisfaction by reporting it as poor.

## ALUMUNA FEEDBACK ANALYSIS

### 1. Course

course

31 responses

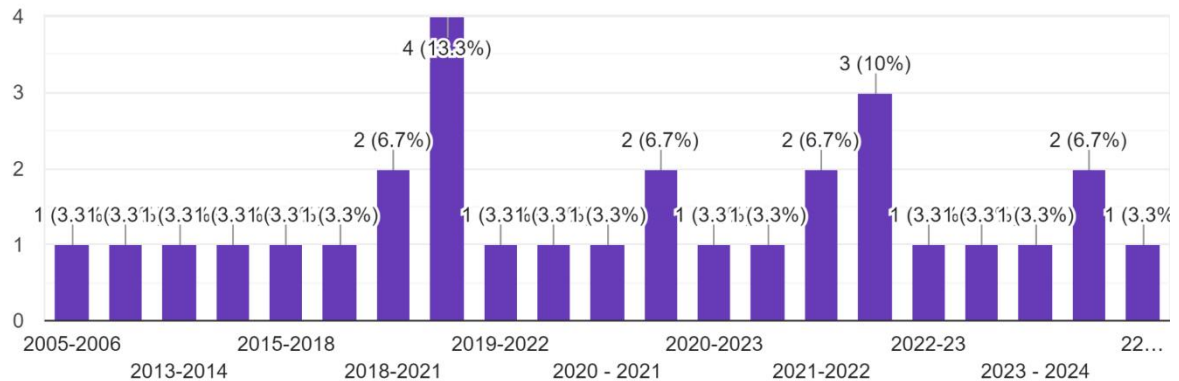


The response trend shows that 71% B.A. students have responded to the form. Followed by BMS, Bcom, BVA and BSC-IT students.

### 2.

Mention the year of your batch in which you passed out from SNDT CHURCHGATE? (For example 2019-2020)

30 responses

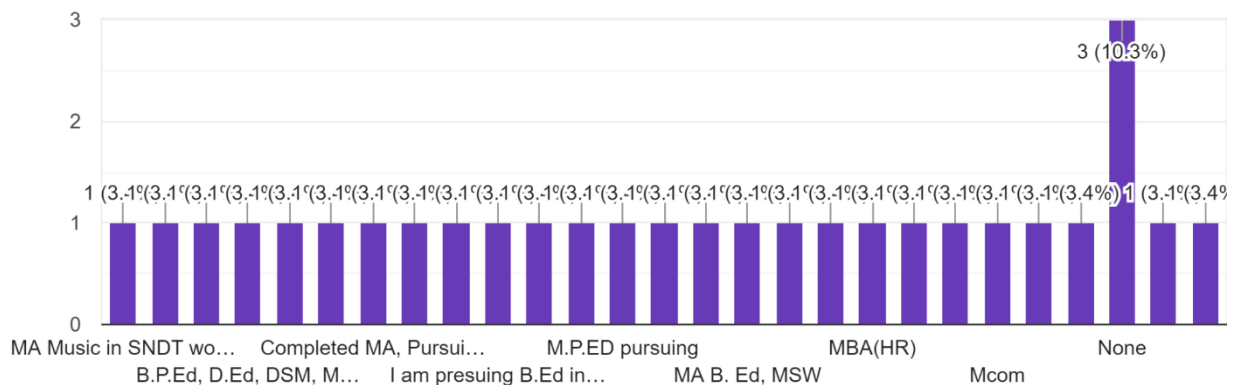


As seen in the graph, out of 31 responses received, the majority of students have graduated in the year 2022-23.

3.

After completing graduation from SNDT,Churchgate Which course you are pursuing/have completed?

29 responses

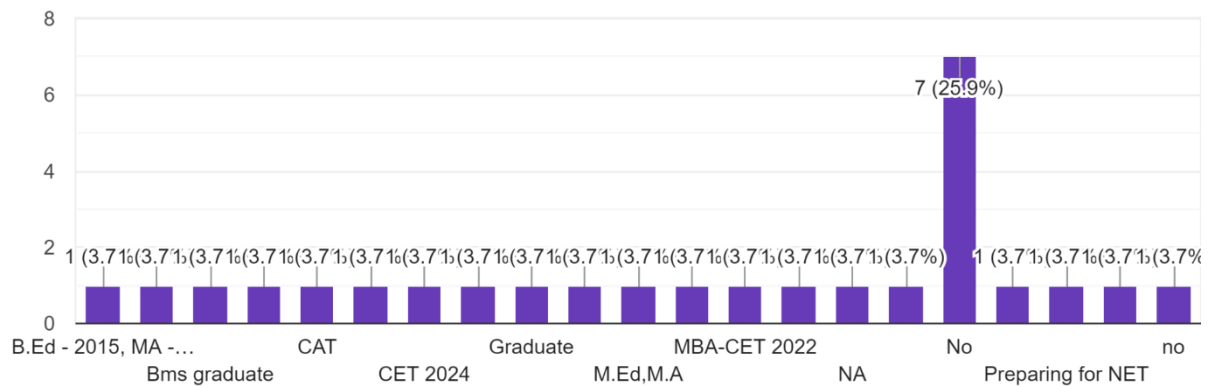


After completion of graduation from SNDT, most students have not continued with further education. While others have opted for a variety of courses such as, MA music, B.P.Ed, M.A., M.PED, MSW, MBA, MCom.

4.

What is your qualification at present? Have you passed the CAT/CET/NET/SET/GMAT or any other examination? Write the year of passing the examination.

27 responses

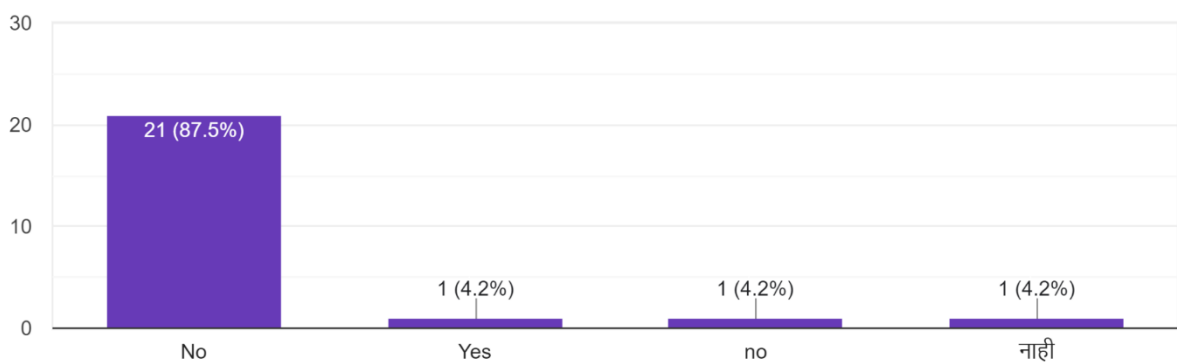


3.7% have cleared CAT, CET, graduation, respectively. Some students have stated that they are preparing for NET examination, while others have completed courses like M.A., MEd.

5.

Have you joined any Central/State services through competitive examination?

24 responses



The responses tell us that 95.9% people have not joined any central/state services through competitive examination.

6. Did you receive the job through campus recruitment? If Yes. Please provide detailed information about the same.

Students have received jobs through various resources and forums other than campus placement.

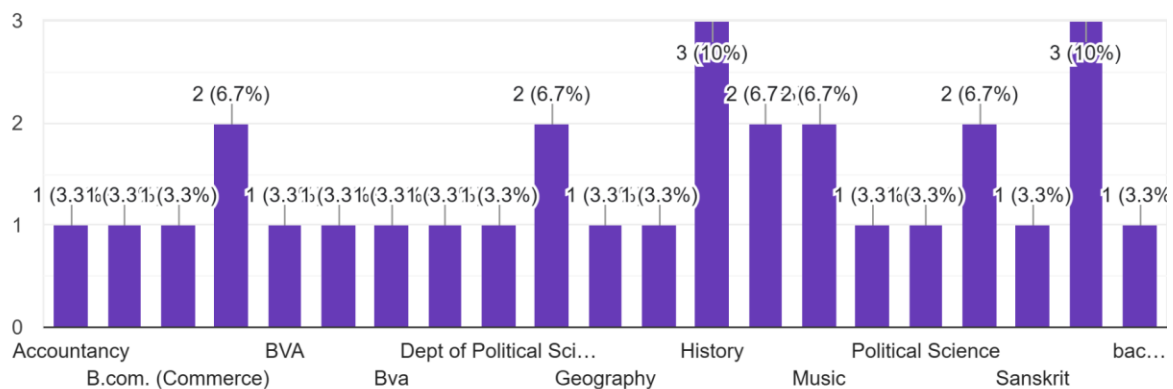
7. Have you received any prominent certificates/awards during your working career? Please share your achievement with us.

Our alumni have made a mark in various fields. Some of the students have received the best teacher award, while yet others have been shortlisted in the top 5 of Indian Idol(marathi), composed original music and worked with prominent names in the marathi music industry.

## FEEDBACK FORM TEACHERS ANALYSIS

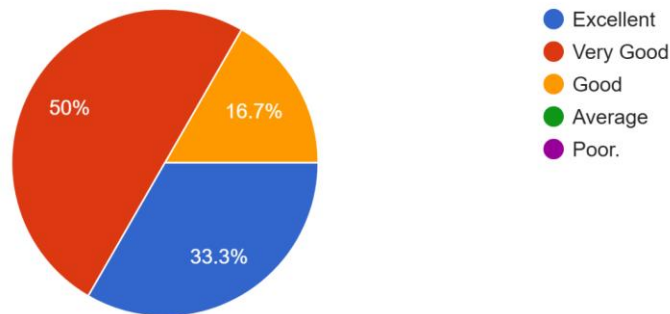
### DEPARTMENT

30 responses



Syllabus is suitable to the course.

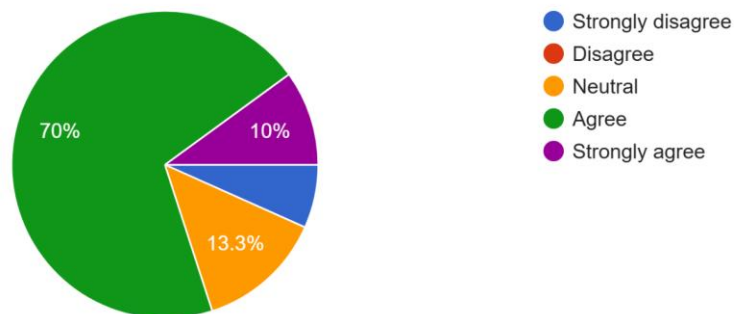
30 responses



- **Responses:** Most teachers rated the syllabus as "Very Good" or "Excellent" in terms of suitability and alignment with the course. Positive responses indicate that teachers largely find the syllabus relevant to the subjects they teach.
- **Interpretation:** This suggests that the curriculum aligns well with the course requirements, but a few suggestions hint at the need for more practical, industry-aligned elements, indicating room for minor improvements.

Syllabus is need based.

30 responses

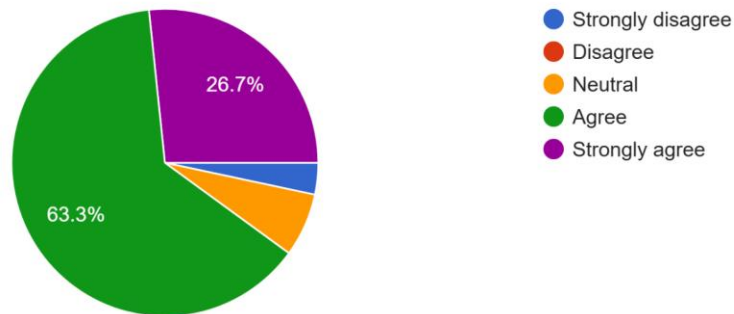


- **Responses:** The majority of teachers agreed that the syllabus is need-based. However, a few responses showed neutrality or disagreement, especially from departments dealing with rapidly evolving fields.
- **Interpretation:** While most teachers feel the syllabus addresses core needs, fields affected by industry changes may need periodic updates. A yearly review could keep these syllabi relevant to current trends.



Aims and objectives of the syllabi are well defined and clear to teachers and students.

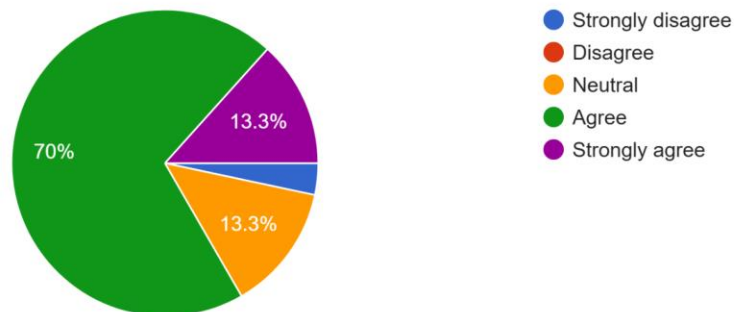
30 responses



- **Responses:** Teachers generally agreed that the aims and objectives of the syllabus are clear to both faculty and students.
- **Interpretation:** This suggests effective syllabus design that aligns with educational goals. Clear objectives help faculty deliver content and students to understand expected outcomes, benefiting overall course effectiveness.

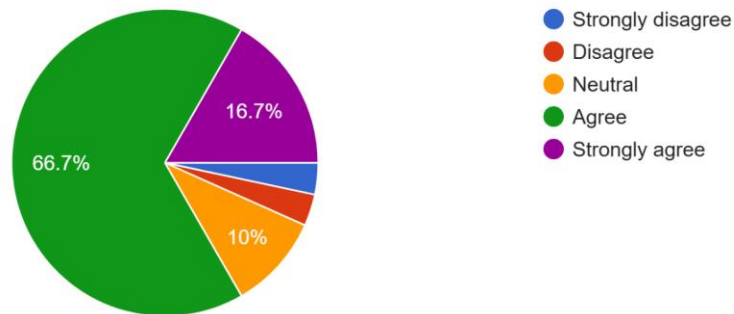
Course content is followed by corresponding reference materials.

30 responses



The course/syllabus has good balance between theory and application

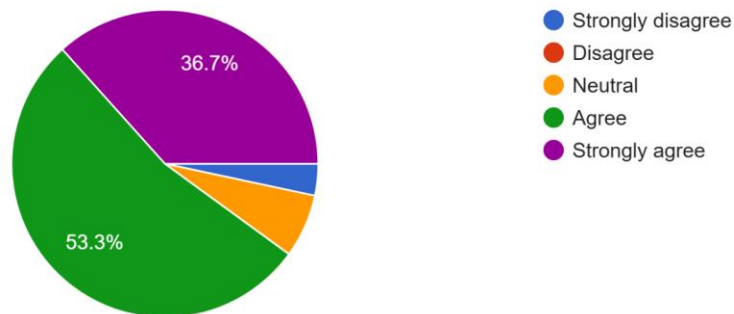
30 responses



- **Responses:** The balance between theoretical and practical components received positive feedback, with many indicating satisfaction but a few teachers advocating for additional practical content.
- **Interpretation:** The feedback shows a strong theoretical foundation, but there's a demand for more application-oriented components in certain subjects, aligning with suggestions for internship and practical exposure.

Tests and examinations are conducted well in time with proper coverage of all units in the syllabus.

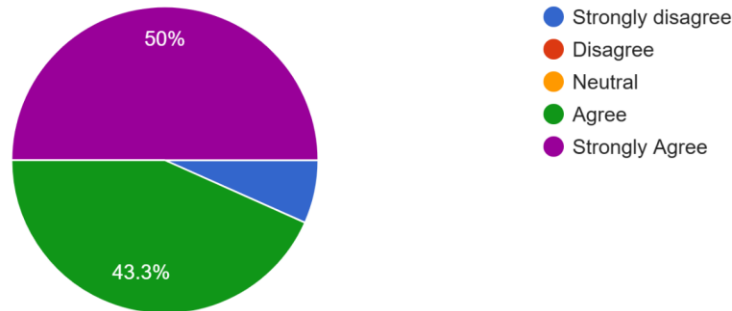
30 responses



- **Responses:** Most responses indicated that exams are conducted timely and cover all syllabus units.
- **Interpretation:** This reflects a structured examination process, ensuring comprehensive assessment of syllabus content.

I have the freedom to adopt new techniques/strategies of teaching (such as seminar presentations, group discussions and learners' participations) and of testing and assessment of students.

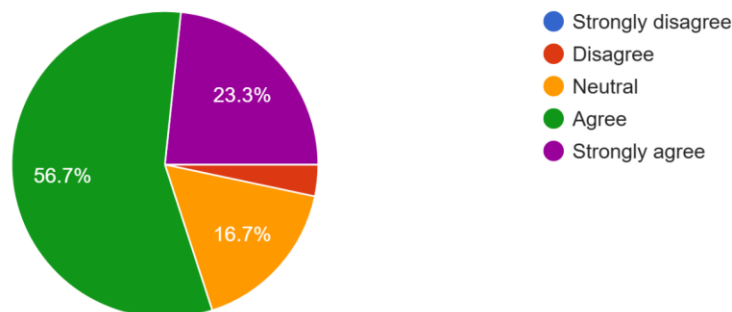
30 responses



- **Responses:** Teachers expressed that they have considerable freedom to implement innovative teaching methods, with many mentioning group discussions, seminars, and student participation.
- **Interpretation:** This flexibility suggests a supportive environment for modern teaching approaches, enhancing engagement and learning outcomes.

Infrastructural facilities, such as staffrooms, class rooms, reading room and toilets are available in the Institute.

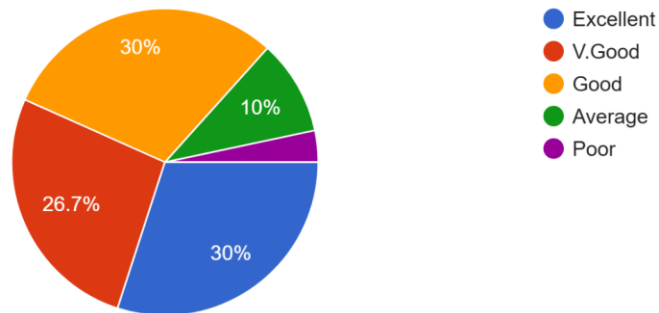
30 responses



- **Responses:** Mixed feedback was received regarding infrastructural facilities, with a few teachers noting areas for improvement in classrooms, computer labs, and general cleanliness.
- **Interpretation:** Facilities such as classrooms, restrooms, and computer labs require attention to enhance the teaching and learning environment. Ensuring well-equipped facilities could further support educational effectiveness.

Rate the support/resource provided by institute for your development?[like FDP,Workshop, Books, Conferences etc.]

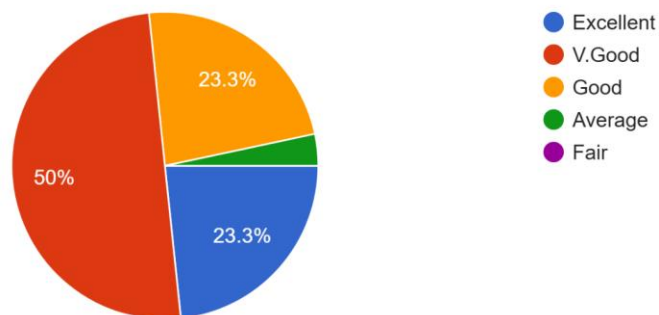
30 responses



- **Responses:** Ratings on support resources such as workshops, conferences, and FDPs (Faculty Development Programs) ranged from "Good" to "Excellent."
- **Interpretation:** Teachers generally feel supported in their professional development, suggesting that the institution provides valuable opportunities for skill enhancement.

Rate the current syllabus on basis of learning and teaching values?

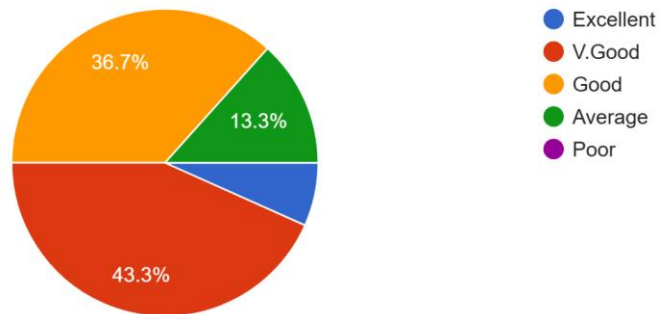
30 responses



- **Responses:** The syllabus was highly rated for learning and teaching value, with most responses in the "Very Good" and "Excellent" range.
- **Interpretation:** This implies that the syllabus content is perceived as enriching and beneficial for both student learning and faculty teaching effectiveness.

### Rate the current syllabus on the basis of bridging the gap between industry and academics

30 responses



- **Responses:** Although rated well overall, there is a clear call from some teachers for better industry alignment in the curriculum.
- **Interpretation:** This feedback suggests a need for curriculum updates to reflect industry requirements more closely. Integrating practical, employment-friendly modules and industry-focused projects could bridge this gap.

### Would you like to suggest any changes in the syllabus? 18 responses

Syllabus is very vibrant, and in detail to current needs. Little updations are necessary for every year , but the college is doing their work in a great manner.

The syllabus is well framed

Internship need to be included

There should be more practical base concept

Should be more employment and industry friendly

Graphic subject for available the computer and PC

All is well balanced.

New papers can be incorporated

#### • **Feedback Highlights:**

- Include internships and practical training.
- Incorporate more industry-relevant courses and make the syllabus more employment-friendly.
- Include modern technological subjects, such as graphic design for computer applications.

- **Interpretation:** Teachers appreciate the syllabus but are looking for practical updates that reflect industry dynamics and prepare students for real-world scenarios.

**Any other Comments:-**

Attendance for at least 75% should be made mandatory, and be monitored for the exams. ID's should be provided on time. Classrooms and washrooms should be kept clean and the needed renovations should be done. More classrooms should be included so that many classes can take place simultaneously. A research committee should be made who teaches students and faculties about how research should be done, which will bring an influx in more papers to be presented and published.

The teachers of the department are very supportive and helpful

But industry is changing at rapid pace, so need to consider changes accordingly.

More options should be offered

No any comments

Infrastructure, comfortable furniture in staff room, & classrooms & Computers with latest software need to be installed urgently in college computer lab. As most of the Computers are non working in our college Computer lab.

Give practical more weightage

More student based activities should be conducted

- **Feedback Highlights:**

- Teachers emphasized the need for mandatory attendance monitoring.
- Requests for infrastructure updates, particularly in classrooms and computer labs.
- Suggestions to introduce a research committee to aid faculty and students in research skills.

- **Interpretation:** These comments point to a supportive faculty eager for enhancements in both administrative and infrastructural areas, indicating that both academic and facility improvements would benefit the educational experience.